

Relief for Ball in General Area

If a player's ball is in the general area and there is interference by an abnormal course condition on the course, the player may take free relief by dropping the original ball or another ball in this relief area (see [Rule 14.3](#)):

- **Reference Point:** The nearest point of complete relief in the general area.
- **Size of Relief Area Measured from Reference Point:** One club-length, **but** with these limits:
- **Limits on Location of Relief Area:**
 - Must be in the general area,
 - Must not be nearer the hole than the reference point, and
 - There must be complete relief from all interference by the abnormal course condition.

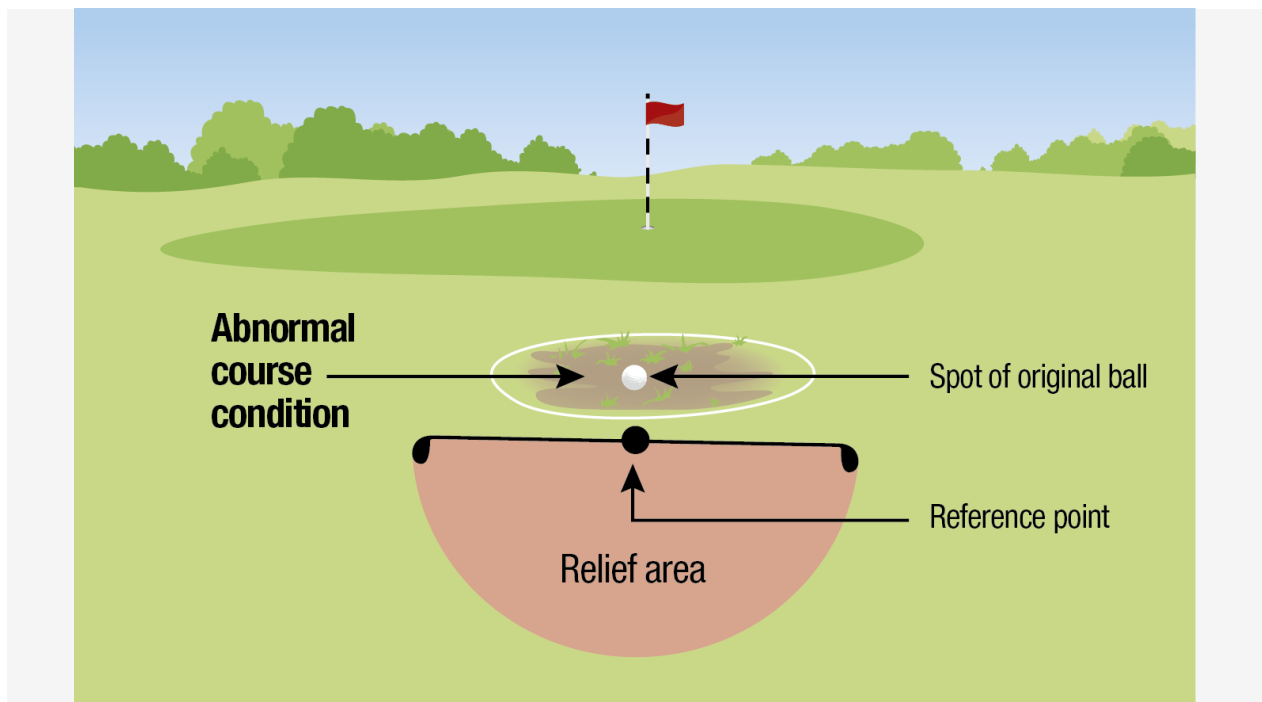


DIAGRAM 16.1b: FREE RELIEF FROM ABNORMAL COURSE CONDITION IN GENERAL AREA

Free relief is allowed when the ball is in the general area and there is interference by an abnormal course condition. The nearest point of complete relief should be identified and a ball must be dropped in and come to rest in the relief area. The relief area is one club-length from the reference point, is not nearer to the hole than the reference point and must be in the general area. When taking relief, the player must take complete relief from all interference by the abnormal course condition.

Relief for Ball in Bunker

If a player's ball is in a bunker and there is interference by an abnormal course condition on the course, the player may take either free relief under (1) or penalty relief under (2):

(1) Free Relief: Playing from Bunker. The player may take free relief under Rule 16.1b, **except** that:

- The nearest point of complete relief and the relief area must be in the bunker.
- If there is no such nearest point of complete relief in the bunker, the player may still take this relief by using the point of maximum available relief in the bunker as the reference point.

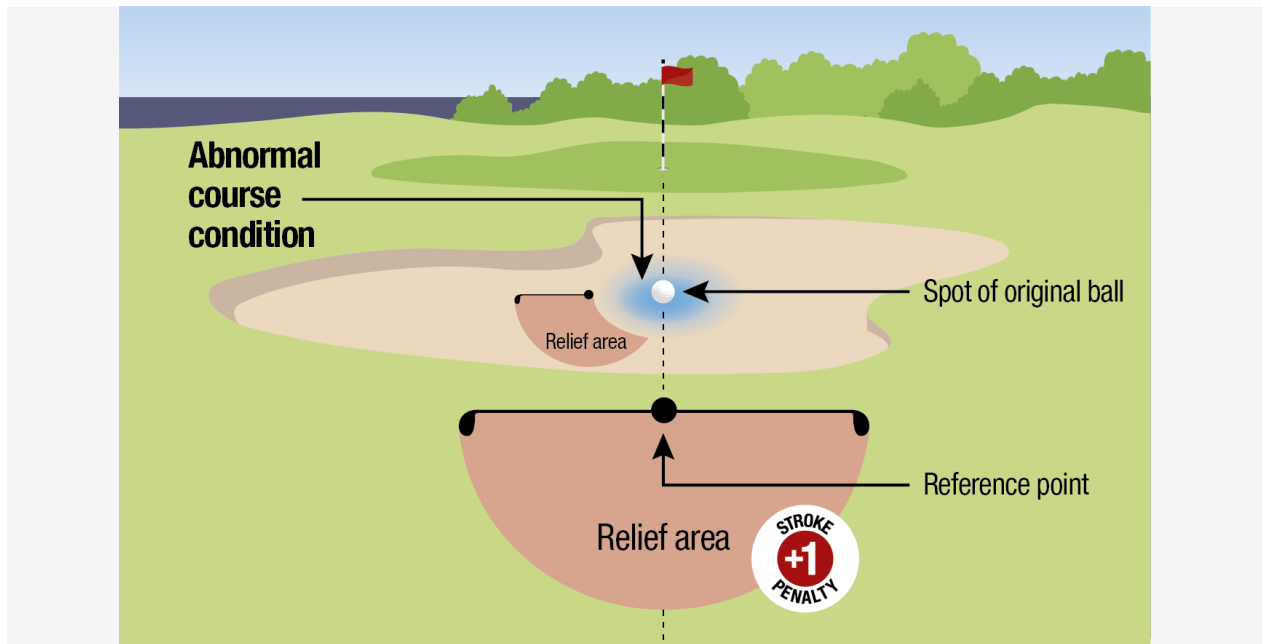


DIAGRAM 16.1c: RELIEF FROM ABNORMAL COURSE CONDITION IN BUNKER

The diagram assumes a right-handed player. When there is interference from an abnormal course condition in a bunker, free relief may be taken in the bunker under Rule 16.1b or relief may be taken outside the bunker for one penalty stroke. Relief outside the bunker is based on a reference line going straight back from the hole through the spot of the original ball in the bunker. The reference point is a point on the course outside the bunker chosen by the player that is on the reference line and is farther from the hole than the original spot (with no limit on how far back on the line). The relief area is one club-length from the reference point, is not nearer to the hole than the reference point, but may be in any area of the course. In choosing this reference point, the player should indicate the point by using an object (such as a tee).

(2) Penalty Relief: Playing from Outside Bunker (Back-On-the-Line Relief). For **one penalty stroke**, the player may drop the original ball or another ball (see [Rule 14.3](#)) in a relief area that is based on a reference line going straight back from the hole through the spot of the original ball:

- Reference Point: A point on the course chosen by the player that is on the reference line and is farther from the hole than that original spot (with no limit on how far back on the line):
 - In choosing this reference point, the player should indicate the point by using an object (such as a tee).
 - If the player drops the ball without having chosen this point, the reference point is treated as being the point on the line that is the same distance from the hole as where the dropped ball first touched the ground.
- Size of Relief Area Measured from Reference Point: One club-length, **but** with these limits:
- Limits on Location of Relief Area:
 - Must not be nearer the hole than the reference point, and
 - May be in any area of the course, **but**
 - If more than one area of the course is located within one club-length of the reference point, the ball must come to rest in the relief area in the same area of the course that the ball first touched when dropped in the relief area.

[Clarification available: [Reference Point and Relief Area for Back-On-the-Line Relief Must Be Outside Bunker](#)]

Relief for Ball on Putting Green

If a player's ball is on the putting green and there is interference by an abnormal course condition on the course, the player may take free relief by placing the original ball or another ball on the spot of the nearest point of complete relief, using the procedures for replacing a ball under Rules [14.2b\(2\)](#) and [14.2e](#).

- The nearest point of complete relief must be either on the putting green or in the general area.
- If there is no such nearest point of complete relief, the player may still take this free relief by using the point of maximum available relief as the reference point, which must be either on the putting green or in the general area.

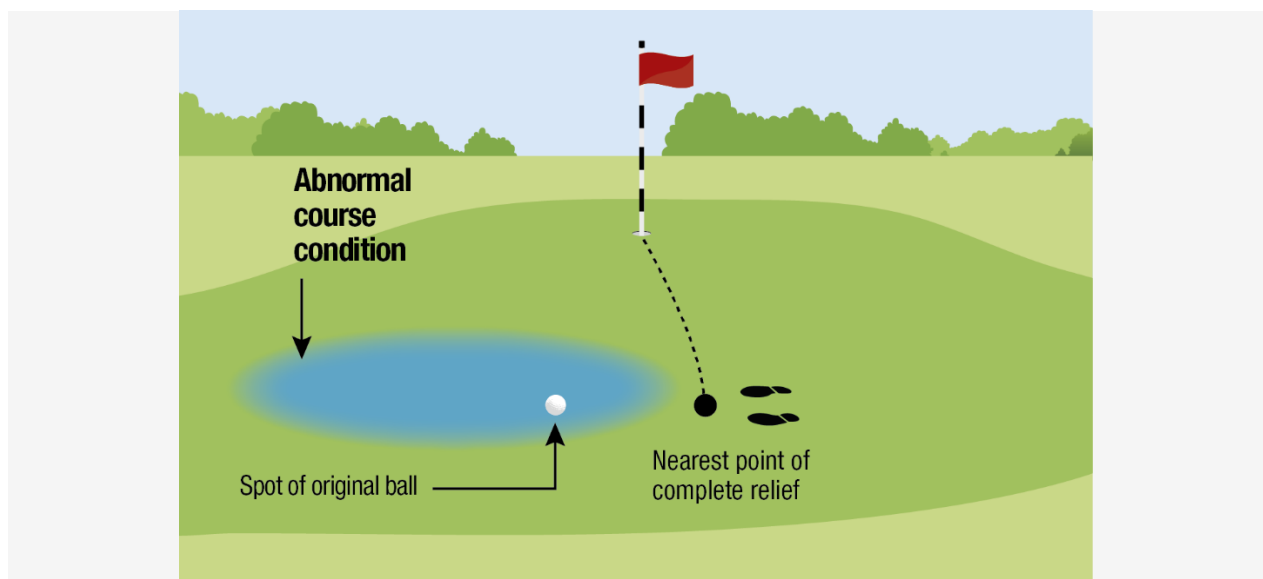


DIAGRAM 16.1d: FREE RELIEF FROM ABNORMAL COURSE CONDITION ON PUTTING GREEN

The diagram assumes the player is left-handed. When a ball is on the putting green and there is interference by an abnormal course condition, free relief may be taken by placing a ball on the spot of the nearest point of complete relief. The nearest point of complete relief must be either on the putting green or in the general area. If there is no such nearest point of complete relief, the player may still take this free relief by using the point of maximum available relief as the reference point, which must be either on the putting green or in the general area.